


**LED**  
TECHNOLOGY

**50,000 Hours Life, 36Watt, 120-277VAC 60Hz**

**Applications:**

High Bay Lamp, Ceiling Lamp, Post & Pole Light.



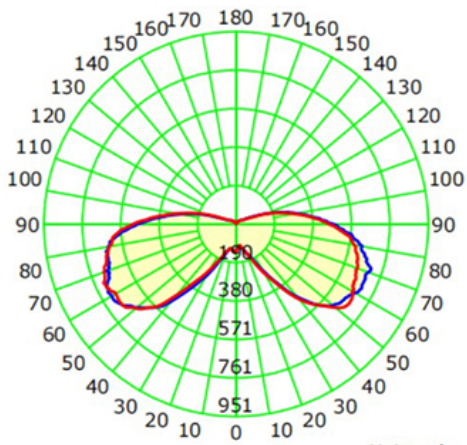
ADJUSTABLE WATT	
36 WATTS	4,860 LUMENS
27 WATTS	3,645 LUMENS
18 WATTS	2,430 LUMENS

ADJUSTABLE LIGHT COLOR	
3000K	WARM WHITE
4000K	COOL WHITE
5000K	DAY LIGHT

**Features:**

- Replace 120W HID Lamp And Save
- Instant On High Power LED Bulb Last Up To 50,000 Hours
- Connects to Direct Power 100 to 277 Volts, Fixture Transformer Must be Bypassed
- Extruded/Cut Aluminum Body For High Heat Dissipation
- No UV Or Infrared Radiation
- UL Listed for Wet Location

Luminous Intensity Distribution Curve



**IP64**

Unit: cd  
Average Diffuse Angle(50%): 193.0°  
— C0-C180 — C90-C270



**WARRANTY**  
**5-YEAR\***

Model:#	Description	Adjustable Wattage	Lumens	Both Bases
LB36CB/CCT	36W LED Corn Bulb, IP64 Adjustable Wattage & CCT Color	36/27/18W	4860/3645/2430	E26/E39

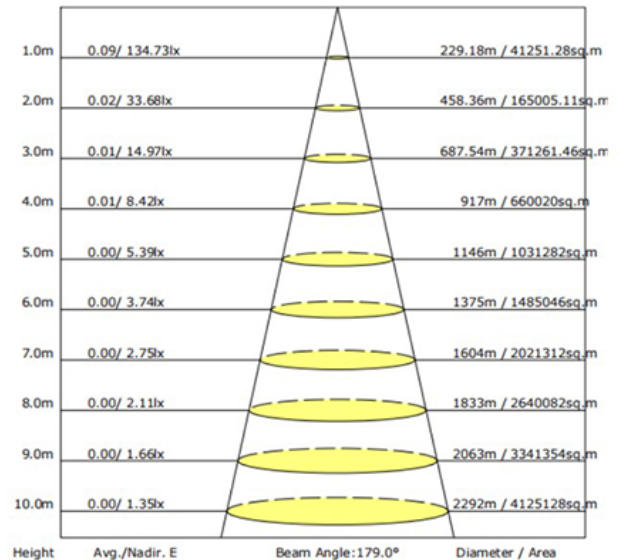
\* 5 Year Limited Warranty

UPC: 793573-749901



**Specification:**

Input Line Voltage:	100/277VAC
Input Power	36/27/18W
Input Line Frequency	60Hz
Lamp Life (Rated)	50,000hrs
Minimum Starting Temp	-20°C/-4°F
Maximum Operating Temp	40°C/104°F
Adjustable CCT	3000K/4000K/5000K
CRI	≥80
Lumens	4860/3645/2430
Beam Angle	Omni Directional
IP Rating	64
CBCP	761



Note: The curves indicate the illuminated area and the average illumination when the luminaire is at different distance.

